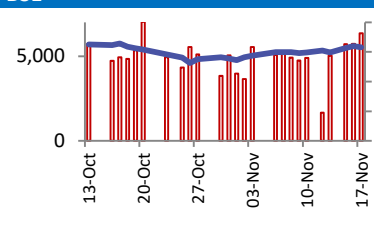
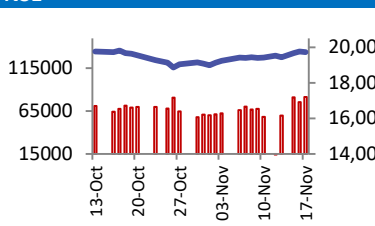


BSE		NSE																																											
	<table border="1"> <tr><td>70,000</td><td>Open</td><td>65789</td></tr> <tr><td>65,000</td><td>High</td><td>66038</td></tr> <tr><td>60,000</td><td>Low</td><td>65640</td></tr> <tr><td>55,000</td><td>Close</td><td>65795</td></tr> <tr><td>Change</td><td></td><td>-188</td></tr> <tr><td>Volume (Lacs)</td><td></td><td>9512</td></tr> <tr><td>Turnover (Rs.inCr)</td><td></td><td>6359</td></tr> </table>	70,000	Open	65789	65,000	High	66038	60,000	Low	65640	55,000	Close	65795	Change		-188	Volume (Lacs)		9512	Turnover (Rs.inCr)		6359		<table border="1"> <tr><td>20,000</td><td>Open</td><td>19675</td></tr> <tr><td>18,000</td><td>High</td><td>19806</td></tr> <tr><td>16,000</td><td>Low</td><td>19667</td></tr> <tr><td>14,000</td><td>Close</td><td>19732</td></tr> <tr><td>Change</td><td></td><td>-33</td></tr> <tr><td>Volume(Lacs)</td><td></td><td>50104</td></tr> <tr><td>Turnover(Rs.in Cr)</td><td></td><td>81497</td></tr> </table>	20,000	Open	19675	18,000	High	19806	16,000	Low	19667	14,000	Close	19732	Change		-33	Volume(Lacs)		50104	Turnover(Rs.in Cr)		81497
70,000	Open	65789																																											
65,000	High	66038																																											
60,000	Low	65640																																											
55,000	Close	65795																																											
Change		-188																																											
Volume (Lacs)		9512																																											
Turnover (Rs.inCr)		6359																																											
20,000	Open	19675																																											
18,000	High	19806																																											
16,000	Low	19667																																											
14,000	Close	19732																																											
Change		-33																																											
Volume(Lacs)		50104																																											
Turnover(Rs.in Cr)		81497																																											

World Markets	Current	Previous	Pt. Chg	Var(%)
Dow	34947	34945	2	0.0%
Dow Futures	35019	35012	7	0.0%
Nasdaq	14125	14114	11	0.1%
FTSE	7504	7411	93	1.3%
Nikkei	33562	33585	(23)	-0.1%
Hang Seng	17618	17454	164	0.9%
Gift Nifty	19820	19809	11	0.1%
Straits Singapore	3103	3125	(22)	-0.7%
South Korea	2488	2470	18	0.7%
Taiwan	17181	17209	(28)	-0.2%
Shanghai	3052	3054	(2)	-0.1%

Commodity Prices	Current	Previous	Pt. Chg	Var(%)
Copper (\$/MT)	8267	8220	47.0	0.6%
Alumin (\$/MT)	2207	2216	(9.0)	-0.4%
Zinc (\$/MT)	2555	2576	(21.0)	-0.8%
Brent Crude (\$/bbl)	81.0	81.0	0.0	0.0%
Gold (\$/Ounce)	1983	1981	2.0	0.1%
Silver (\$/Ounce)	24.0	24.0	0.0	0.0%
Light Crude (\$/bbl)	76.0	76.0	0.0	0.0%
N G (\$/mmbtu)	3.0	3.0	0.0	0.0%
Sugar (\$/MT)	737.0	734.0	3.0	0.4%
Rubber (Rs./kg)	153.3	154.0	(0.8)	-0.5%
Baltic Dry Index	1820	1758	62.0	3.5%

Currency Exchange Rate	Current	Previous	Var(%)
Rs./\$ rate	83.27	83.24	0.04%
Rs./ Euro	90.38	90.33	0.06%
Rs./Chinese Yuan	11.58	11.54	0.35%
Yen /\$ rate	149.08	149.63	-0.37%
\$ US/Euro	1.09	1.09	0.00%

Dollar Index	Current	Previous	Var(%)
Dollar Index	103.68	103.92	-0.23%

Support/ Resistance Levels for Today		
	Nifty	Bank Nifty Fut
Support 1	19670	43550
Support 2	19600	43380
Resistance	19800	43970

Securities in Ban For Trade	
DELTACORP	HINDCOPPER
INDIACEM	MANAPPURAM
CHAMBLFERT	MCX
RBLBANK	ZEEL

### Market Review

**US:** The main U.S. indexes clocked their third straight positive week on Friday. The S&P 500 added 2.2%, while the Nasdaq jumped about 2.4%. The Dow closed the week with a 1.9% advance. This is the first three-week win streak for the Dow and S&P 500 since July, and the first since June for the Nasdaq.

**Asia:** Asia-Pacific markets started the week higher after most major bourses ended lower in the previous session, while China left its benchmark lending rates unchanged.

**India:** BSE Sensex / NSE Nifty fell by 188 points /33 points to close at 65,794.7 / 19,731.8, respectively. India's equity markets presented a mixed picture, influenced by disparate sector performances. The RBI's concerns over consumer loan growth negatively impacted the banking and energy sectors, leading to declines in the Nifty Bank and Financial Services indices. However, gains in the FMCG and auto sectors helped buoy market sentiments. **Market is expected to open on a flattish note and likely to witness sideways move during the day.**

**Global Economy:** China left benchmark lending rates unchanged at a monthly fixing on Monday, matching expectations, as a weaker yuan continued to limit further monetary easing and policymakers waited to see the effects of previous stimulus on credit demand. The recovery in the world's second-largest economy remains patchy with industrial output and retail sales surprising on the upside but deflation gathering pace and few signs the struggling property market will bounce back any time soon.

Germany is stepping up its support for renewable energy initiatives in Southern Africa, with significant financial contributions aimed at fostering sustainable development in the region. The latest move includes a sizable loan to South Africa for its renewable energy transition and an investment into a green hydrogen project in Namibia. The German state-owned development bank KfW has agreed to lend South Africa R9 billion (~\$540 million) to aid the country's shift towards renewable energy sources.

**Commodities:** Gold prices edged lower in early Asian hours on Monday after hitting a two-week high in the last session, weighed by a slight uptick in U.S. Treasury yields, although expectations that U.S. rates have peaked underpinned bullion. Oil prices moved little in Asian trade on Monday as top importer China kept its benchmark interest rates unchanged, while an upcoming meeting of the Organization of Petroleum Exporting Countries was squarely in focus.

**Currency:** The dollar languished near an over two-month low against its major peers on Monday, struggling to make headway on the view that U.S. rates have peaked, with attention now on how soon the Federal Reserve could begin easing monetary conditions.

FII Derivative Transactions (Rs. Cr)

Contracts	Purchase		Sell		Net Value	Open Interest (OI)		OI (Previous day)		Change	
	Contract	Value	Contract	Value		Contract	Value	Contract	Value	Contract	Value
Index Future	35393	2740	44729	3378	(638)	231892	19174	232838	19453	(946)	(279)
Index Option	14088449	1080307	14302016	1089977	(9670)	5090425	406883	3216991	261265	1873434	145618
Stock Future	223241	16214	205024	14852	1362	2631766	188988	2595407	186626	36359	2362
Stock Option	315520	22987	321489	23481	(494)	301666	22069	287309	21037	14357	1032
<b>Total</b>	<b>14662603</b>	<b>1122248</b>	<b>14873258</b>	<b>1131688</b>	<b>(9440)</b>	<b>8255749</b>	<b>637114</b>	<b>6408201</b>	<b>518246</b>	<b>1847548</b>	<b>148733</b>

FII All Activity-BBG (Rs Cr)	Buy	Sell	Net
9-Nov-23	7315	8777	(1462)
10-Nov-23	12417	7089	5328
13-Nov-23	6330	7268	(938)
15-Nov-23	16437	14914	1523
16-Nov-23	13669	12344	1325
<b>Month to date-Nov</b>	<b>102273</b>	<b>100407</b>	<b>1866</b>
FII (Prov.) (Rs Cr)	Buy	Sell	Net
12-Nov-23	12	202	(190)
13-Nov-23	5991	7236	(1244)
15-Nov-23	15621	15071	550
16-Nov-23	13546	12589	957
17-Nov-23	11558	12035	(478)
<b>Month to date- Nov</b>	<b>105539</b>	<b>112140</b>	<b>(6601)</b>
DII (Prov.) (Rs. Cr)	Buy	Sell	Net
12-Nov-23	121	26	95
13-Nov-23	5614	4783	830
15-Nov-23	8165	7555	610
16-Nov-23	6691	5985	706
17-Nov-23	6849	7415	(565)
<b>Month to date-Nov</b>	<b>88628</b>	<b>79393</b>	<b>9236</b>
FII Debt - BBG (Rs. Cr)	Buy	Sell	Net
9-Nov-23	976	125	851
10-Nov-23	3229	74	3155
13-Nov-23	438	16	422
15-Nov-23	1403	331	1072
16-Nov-23	2202	573	1629
<b>Month to date-Nov</b>	<b>24035</b>	<b>12503</b>	<b>11532</b>

Market Breadth	BSE		NSE	
	No.	%	No.	%
Advance	1926	50%	1257	50%
Decline	1813	47%	1199	47%
Unchanged	125	3%	71	3%

Market Turnover	17-Nov	16-Nov	Var (%)
BSE Cash	6359	5728	11%
NSE Cash	81497	75342	8%
NSE Futures	101955	102246	0%
NSE Options	13786584	43248027	-68%
Total (Rs.Cr)	13976395	43431343	-68%

Volatility Index	17-Nov	16-Nov
Volatility Index	11.83	11.65

Index PE - TTM	17-Nov	Yr. High	Yr. Low
Sensex	23.3	26.0	21.8
Nifty	21.1	24.2	20.0

Corporate News

**Exide Industries settled the chloride trademark dispute**

The company settled the chloride trademark dispute with the UK's Vertiv Group and India's Vertiv Energy. VCGL and VEPL shall not use the said 'CHLORIDE' mark in India, either directly or indirectly, and shall withdraw all their claims over this mark in favour of Exide. (BQ)

**OTPL filed an application for Manufacturing of IT Hardware Products**

Optimus Telecommunication, a step down subsidiary of Optimus Infracom, filed an application for Manufacturing of IT Hardware Products under the Production-Linked Incentive Scheme 2.0 ("PLI Scheme") launched by the Ministry of Electronics and Information Technology. In this regard, this is to inform you that Optimus Telecommunication Pvt Ltd has been selected under the said PLI Scheme Positive (BS)

**Qatar's General Tax Authority has imposed a penalty on L&T**

Qatar's General Tax Authority has imposed a penalty of Rs 111.31 crore for 2016–2017 and Rs 127.64 crore for 2017–2018. An appeal has been filed against the levy of this penalty, as the company believes it is arbitrary and unjustified. (BQ)

**Bajaj Finance has stopped sanctioning and disbursing loans under its two lending products**

The company stopped sanctioning and disbursing loans under its two lending products, namely, 'eCOM' and 'Insta EMI Card', until the deficiencies observed by the RBI were rectified to their satisfaction. (BQ)

Economy

**411 infra projects show cost overruns of Rs 4.31 lakh cr in Oct**

Total original cost of implementation of the 1,788 projects was Rs 24,78,446.60 cr, and their anticipated completion cost is likely to be Rs 29,09,526.63 cr, which reflects overall cost overruns of Rs 4,31,080.03 cr (17.39% of original cost). The expenditure incurred on these projects till October 2023 was Rs 15,27,102.91 cr, which is 52.49 % of the anticipated cost of the projects. (ET)

International

**Cruise self-driving car unit pulled all of its vehicles off the roads**

Cruise self-driving car unit pulled all of its vehicles off the roads in the U.S. for a safety review, it continues to test them on public roads in Dubai and Japan. Cruise this week had paused all car trips in the U.S. – including ones where a safety driver was in the vehicle - and expanded the scope of its internal investigation following an October accident that caught the attention of regulators. Earlier this month, it suspended all fully autonomous rides and recalled 950 vehicles. (Reuters)

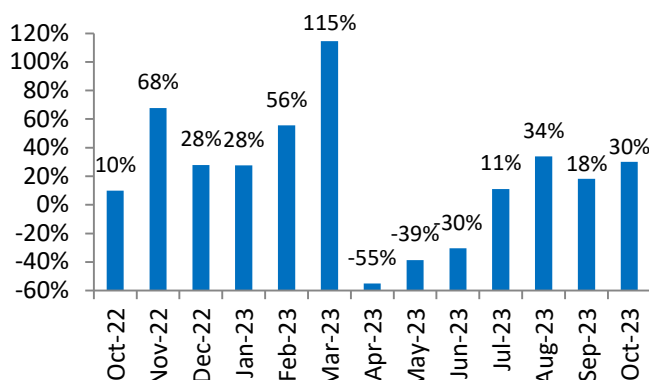
Top 5 Nifty Gainers	17-Nov	16-Nov	Var(%)
SBILIFE	1414	1360	4.0%
HDFCLIFE	652	635	2.7%
APOLLOHOSP	5479	5339	2.6%
LT	3109	3051	1.9%
HEROMOTOCO	3335	3280	1.7%
Top 5 Nifty Losers	17-Nov	16-Nov	Var(%)
SBIN	563	585	-3.7%
AXISBANK	994	1026	-3.1%
ONGC	196	202	-2.7%
BPCL	390	399	-2.1%
BAJFINANCE	7221	7362	-1.9%

BSE Index Watch	Last	1 day	1 wk	1 mth	1 yr
SENSEX	65795	-0.3%	1.4%	0.6%	6.7%
MIDCAP	33381	0.3%	2.5%	4.7%	32.8%
SMLCAP	39599	0.4%	3.2%	3.7%	37.7%
AUTO	38517	0.6%	3.8%	2.8%	31.6%
BANKEK	49171	-1.5%	-0.8%	0.0%	1.3%
Capital Goods	49115	1.3%	3.3%	4.0%	47.2%
FMCG	19076	0.8%	1.3%	1.7%	19.8%
Health Care	29492	0.9%	2.0%	5.3%	26.0%
IT	32819	-0.1%	5.0%	2.8%	10.1%
METAL	23757	-0.1%	3.0%	3.5%	19.9%
Oil & Gas	19447	-1.3%	1.4%	4.6%	-1.7%
Power	4662	0.2%	1.7%	4.2%	-0.7%
Realty	5490	0.5%	4.8%	14.9%	53.7%

NSE USD Futures	17-Nov	16-Nov	Var (%)
Nov Expiry (Rs./\$)	83.27	83.23	0.0%
Dec Expiry (Rs./\$)	83.26	83.23	0.0%
Total Turnover (Rs. Crore)	24129	19572	23%

Sectors	TTM PE
Auto	29.08
Auto Ancillary	39.96
Banking	14.47
Engineering	39.96
Cement	77.16
Diamonds & Jewellery	38.53
Housing Finance	19.7
Infrastructure & Const	29.47
Metals-Aluminium	35.54
Metal - Steel	16.04
Oil Expl.	13.4
Pharma	8.88
Power – Gen. Supp.	42.01
Information Tech.	14.71
Sugar	14.92
Telecom Serv. Prov.	26.02
Tyres	29.3

Atul Auto Monthly Volume Growth (YoY) (Source:Co.)



10 year G-Sec Yield	Current	Previous	Change
US	4.45%	4.44%	1 bps
Japan	0.76%	0.76%	0 bps
India	7.22%	7.24%	(2) bps
UK	4.10%	4.15%	(5) bps
Libor 3 Mths	5.63%	5.63%	0 bps

Indian Eco Data	Current	Previous	Var(%)
Forex Reserve (US\$ in bn)	525	528	-0.7%
Inflation – WPI	-0.52%	-0.26%	(26) bps
Inflation – CPI	4.87%	5.02%	(15) bps

India GDP	Q4FY23	Q4FY22	Var(%)
Growth	8.00%	6.06%	194 bps

Monetary Policy	Current	Previous	Change
Repo Rate	6.50%	6.50%	0 bps
Reverse Repo Rate	3.35%	3.35%	0 bps
CRR	4.50%	4.50%	0 bps
O/S Banking System Liquidity (Rs bn)	-432	-438	6.6

IIP Growth %	Sep-23	Sep-22	YTD
IIP	5.8	3.3	5.5
Mining	7.4	11.4	8.0
Manufacturing	4.5	2.0	5.1
Electricity	9.9	11.6	6.7

ADR Price Movement

Company	Price (US\$)	Volume	Previous Day Price	Volume	Variance (%)	No. of Share Per ADR	ADR Price (Rs.)	BSE Price	Variance (%)
Infosys Tech	17.51	4249962	17.27	5859664	1.39%	1	1458.06	1437.55	1.4%
Wipro	4.72	1165616	4.68	2518648	0.85%	1	393.03	395.40	-0.6%
Dr.Reddy's	66.88	266381	66.37	213638	0.77%	1	5569.10	5611.55	-0.8%
ICICI Bank	22.19	4285955	22.26	8094045	-0.31%	2	923.88	921.85	0.2%
HDFC Bank	58.14	1019759	57.79	1296306	0.61%	3	1613.77	1505.10	7.2%

GDR's (US\$)

	Prices	Prev. Close	Change	Var %
L&T	37.50	36.70	0.8	2.2%
RIL	56.90	56.40	0.5	0.9%
SBI	67.70	70.00	(2.3)	-3.3%

US Economy Data	Current	Previous
Inflation (%) (YoY)	3.20%	3.70%
Unemployment (%)	3.90%	3.80%

Interest Rate (%)	Current	Previous
Fed Rate	5.50%	5.50%

US GDP	Q3CY23	Q2CY23
Growth (QoQ Annualized)	4.90%	2.10%

China Economy Data	Current	Previous
GDP	4.90%	6.30%
Inflation – CPI (%)	-0.20%	0.00%

Economic Calendar	Date
Indian GDP Data	30 Nov
Indian Inflation Data CPI	12 Dec
Indian Inflation Data WPI	14 Dec
Indian Monetary Policy	8 Dec
India's Industrial Production (IIP)	12 Dec
US Inflation Data	To be announced
US GDP	29 Nov
US Unemployment Data	8 Dec
US Fed Rate	14 Dec
China GDP	16 Jan
China Inflation Data	09 Dec

Event Update

Name	Date	Purpose
Anupam Rasayan India Ltd.	20-Nov-2023	Rs.0.50 per share(5%)First Interim Dividend
Atul Ltd.	20-Nov-2023	Buy Back of Shares
Aurobindo Pharma Ltd.	20-Nov-2023	Rs.3.00 per share(300%)First Interim Dividend
Balrampur Chini Mills Ltd.	20-Nov-2023	Equity Rs.3.00 per share(300%)Interim Dividend
Bella Casa Fashion & Retail Ltd.	20-Nov-2023	Rs.0.80 per share(8%)Interim Dividend
Cochin Shipyard Ltd.	20-Nov-2023	Rs.8.00 per share(80%)Interim Dividend
Dolat Algotech Ltd.	20-Nov-2023	Rs.0.15 per share(15%)Interim Dividend
GM Polyplast Ltd.	20-Nov-2023	Rs.0.50 per share(5%)Interim Dividend
GMM Pfaudler Ltd.	20-Nov-2023	Rs.1.00 per share(50%)Interim Dividend
Kaveri Seed Company Ltd.	20-Nov-2023	Rs.5.00 per share(250%)Interim Dividend
Mazagon Dock Shipbuilders Ltd.	20-Nov-2023	Rs.15.34 per share(153.4%)Interim Dividend
Olatech Solutions Ltd.	20-Nov-2023	Bonus issue
Service Care Ltd.	20-Nov-2023	Dividend
Coal India Ltd.	21-Nov-2023	Rs.15.2500 per share(152.5%)First Interim Dividend
E.I.D. - Parry (India) Ltd.	21-Nov-2023	Rs.4.00 per share(400%)Interim Dividend
EPL Ltd.	21-Nov-2023	Rs.2.15 per share(107.5%)Interim Dividend
Gujarat Pipavav Port Ltd.	21-Nov-2023	Rs.3.60 per share(36%)Interim Dividend
Oil & Natural Gas Corporation Ltd.	21-Nov-2023	Rs.5.75 per share(115%)Interim Dividend
RMC Switchgears Ltd.	21-Nov-2023	Rs.0.20 per share(2%)Interim Dividend
Senco Gold Ltd.	21-Nov-2023	Rs.1.00 per share(10%)Interim Dividend
Sun TV Network Ltd.	21-Nov-2023	Rs.5.00 per share(100%)Interim Dividend
Talbros Engineering Ltd.	21-Nov-2023	Rs.1.50 per share(15%)Interim Dividend
Tide Water Oil Company (India) Ltd.	21-Nov-2023	Rs.20.00 per share(1000%)First Interim Dividend



**Bulk Deal As On 17/11/23**

BSE					
Security Code	Security Name	Client Name	Deal	Quantity	Price
543453	ALKOSIGN	DIPAKKUMAR RAMESHCHANDRA SHAH	S	42000	194.45
543453	ALKOSIGN	MONA LAROA	B	60000	183.01
543943	ASARFI	VARSU INDIA GROWTH STORY SCHEME 1	B	102000	102.69
537766	BCP	ARUN KUMAR JAIN	S	397431	7.05
537766	BCP	PRITHVI FINMART PRIVATE LIMITED	S	368191	6.98
537766	BCP	PRITHVI FINMART PRIVATE LIMITED	B	397509	6.96
542627	CHANDNIMACH	KARISHMA JAYESH MEHTA	S	21898	29.59
534691	COMCL	JR SEAMLESS PRIVATE LIMITED	S	125000	23.86
543516	DHYAANI	BHARATBHAI JETHABHAI PATEL	S	17000	89
543516	DHYAANI	DEVALKUMAR BHARATBHAI PATEL	S	28000	91.22
543516	DHYAANI	VEDANT GOEL	B	8000	90.13
543594	DPL	CHANDAN CHAURASIYA	S	114000	13.13
543594	DPL	CHANDAN CHAURASIYA	B	114000	13
543594	DPL	DIPNA KEYUR SHAH	S	177000	13
531739	GENNEX	JMS MINING PRIVATE LIMITED	S	7500000	14.4
531739	GENNEX	RIDHI SIDHI DISTRIBUTORS PVT. LTD.	B	4500000	14.4
531739	GENNEX	SUDHEER KUMAR JAIN	B	1000000	14.4
530663	GOYALASS	VANDANATIWARI	S	525173	2
524314	GUJTERC	DHANPAT M KOTHARI	B	44772	24.92
543546	HEALTHYLIFE	JR SEAMLESS PRIVATE LIMITED	B	150000	4.24
505712	HIMTEK	EMERGING INDIA GROWTH FUND	S	110500	109.34
543286	JETMALL	JNSP TRADING LLP	B	30000	23.89
543286	JETMALL	PURAN CHAND CHORDIA MAHAVEER CHAND JAIN	B	30000	23.8
543286	JETMALL	RAM KUMAR SHEOKAND	S	48000	23.8
544023	KALYANI	BHARAT KUMAR SOMCHAND SHAH	B	45000	277.3
544023	KALYANI	MULTIPLIER SHARE & STOCK ADVISORS PRIVATE LIMITED	B	50000	264.1
513303	MDRNSTL	JAYASEELAN SINGARAVELU	S	72947	34.11
541337	MILEFUR	JR SEAMLESS PRIVATE LIMITED	B	81000	5.7
541337	MILEFUR	KIFS ENTERPRISE	S	99000	5.7
504903	RATHIST	MULTIPLIER SHARE & STOCK ADVISORS PRIVATE LIMITED	S	181907	29
539669	RGF	KARVA AUTOMART LIMITED	S	3468393	1.23
539669	RGF	MULTIPLIER SHARE & STOCK ADVISORS PRIVATE LIMITED	B	1500000	1.23
539669	RGF	SETU SECURITIES PVT. LTD.	B	1000000	1.23
543366	SBLI	TARA HARSHADBHAI GOHIL	S	3600	27.13
543366	SBLI	TARA HARSHADBHAI GOHIL	B	4800	27.25
543963	SHELTER	KRUTI SEVANTI DOSHI	S	159000	56.52
543963	SHELTER	YUGA STOCKS AND COMMODITIES PRIVATE LIMITED .	S	60000	59.96
520086	SICALLOG	MULTIPLIER SHARE & STOCK ADVISORS PRIVATE LIMITED	B	25000	282.4
530611	STURDY	MONIRUL MOLLA	B	802650	0.44
533941	THOMASCOTT	NARSINHBHAINARANBHAI PATEL	S	40000	180.75
544011	VPL	BLUESKY INFRA DEVELOPERS PRIVATE LIMITED	S	49200	67.1
544011	VPL	CAPACIOUS WEALTH MANAGEMENT LLP	S	36000	67.05
544011	VPL	ELANKUMARANPERIAKARUPPAN	B	30000	67.05
544011	VPL	NEOMILE CORPORATE ADVISORY PRIVATE LIMITED	B	147600	67.05
544011	VPL	NIKUNJ STOCK BROKERS LIMITED	S	72000	67.05

NSE					
Security Code	Security Name	Client Name	Deal	Quantity	Price
BABAFF	Baba Food Processing	BLUESKY INFRA DEVELOPERS PRIVATE LIMITED	SELL	296000	71.98
BABAFF	Baba Food Processing	NIKUNJ STOCK BROKERS LTD	SELL	217600	71.11
DBREALTY	D B Realty Limited	VINOD K GOENKA HUF	SELL	2600000	210.97
DELHIVERY	Delhivery Limited	SVF DOORBELL (CAYMAN) LIMITED	SELL	18305480	403.51
FIEMIND	Fiem Industries Limited	SL CORPORATION	SELL	98275	1907.56
JSL	Jindal Stainless Limited	HYPNOS FUND LIMITED	SELL	1750000	477.25
JSL	Jindal Stainless Limited	JSL OVERSEAS LIMITED	BUY	1750000	477.25
MKPL	M K Proteins Limited	SANJAYKUMAR TIKAMCHAND BUCHA	BUY	669995	86.16
MADHUSUDAN	Madhusudan Masala Limited	ARUNA R JAIN	BUY	100000	120.94
PAISALO	Paisalo Digital Limited	ANTARA INDIA EVERGREEN FUND LTD	SELL	3212815	80.25
PAISALO	Paisalo Digital Limited	EQUILIBRATED VENTURE CFLOW PRIVATE LIMITED	BUY	2980000	80.24
RAJMET	Rajnandini Metal Limited	NEERU KALRA	SELL	1740000	10.05
SICALLOG	Sical Logistics Limited	KAMALA BAI	BUY	16500	286.95
SICALLOG	Sical Logistics Limited	MANSI SHARE AND STOCK ADVISORS PVT LTD	BUY	25000	283.3
SICALLOG	Sical Logistics Limited	MULTIPLIER SHARE & STOCK ADVISORS PRIVATE LIMITED	SELL	50616	280.57
SICALLOG	Sical Logistics Limited	NEGEN CAPITAL SERVICES PRIVATE LIMITED	BUY	30000	276.2
SEL	Sungarner Energies Ltd	MOHTA SARITA	BUY	19200	192.46
WILLAMAGOR	Williamson Magor & Co	ANAND PRAFULCHANDRA VAIDYA-HUF	BUY	55000	32.05

**Disclosure:**

Research Reports that are published by Nirmal Bang Securities Private Limited (hereinafter referred to as "NBSPL") are for private circulation only. NBSPL is a registered Research Analyst under SEBI (Research Analyst) Regulations, 2014 having Registration no. INH000001766. NBSPL is also a registered Stock Broker with National Stock Exchange of India Limited, BSE Limited, Metropolitan Stock Exchange of India Limited, Multi Commodity Exchange of India Limited and , National Commodity and Derivative Exchange Limited in Capital Market , Equity and Commodities derivatives segments and Currency Derivatives Segment .

NBSPL has other business divisions with independent research teams separated by Chinese walls, and therefore may, at times, have different or contrary views on stocks and markets.

NBSPL or its associates have not been debarred / suspended by SEBI or any other regulatory authority for accessing / dealing in securities Market since last 20 years. NBSPL, its associates or analyst or his relatives do not hold any financial interest (Except Investment) in the subject company. NBSPL or its associates or Analyst do not have any conflict or material conflict of interest at the time of publication of the research report with the subject company. NBSPL or its associates or Analyst or his relatives may or may not hold beneficial ownership of 1% or more in the subject company at the end of the month immediately preceding the date of publication of this research report.

NBSPL or its associates / analyst has not received any compensation / managed or co-managed public offering of securities of the company covered by Analyst during the past twelve months. NBSPL or its associates have not received any compensation or other benefits from the company covered by Analyst or third party in connection with the research report. Analyst has not served as an officer, director or employee of Subject Company. NBSPL / analyst has not been engaged in market making activity of the subject company.

**Analyst Certification:** The research analysts and authors of these reports, hereby certify that the views expressed in this research report accurately reflects my/our personal views about the subject securities, issuers, products, sectors or industries. It is also certified that no part of the compensation of the analyst(s) was, is, or will be directly or indirectly related to the inclusion of specific recommendations or views in this research. The analyst(s) principally responsible for the preparation of this research report and has taken reasonable care to achieve and maintain independence and objectivity in making any recommendations.

**Disclaimer:**

The Research Report is for the personal information of the authorized recipient and does not construe to be any investment, legal or taxation advice. NBSPL is not soliciting any action based upon it. Nothing in the research report shall be construed as a solicitation to buy or sell any security or product, or to engage in or refrain from engaging in any such transaction. In preparing the research report, we did not take into account the investment objectives, financial situation and particular needs of the reader.

The research report has been prepared for the general use of the clients of NBSPL and must not be copied, either in whole or in part, or distributed or redistributed to any other person in any form. If you are not the intended recipient you must not use or disclose the information in the research report in any way. Though disseminated to all the customers simultaneously, not all customers may receive the research report at the same time. NBSPL will not treat recipients as customers by virtue of their receiving the research report. The research report is not directed or intended for distribution to or use by any person or entity resident in a state, country or any jurisdiction, where such distribution, publication, availability or use would be contrary to law, regulation or which would subject NBSPL & its group companies to registration or licensing requirements within such jurisdictions.

The report is based on the information obtained from sources believed to be reliable, but we do not make any representation or warranty that it is accurate, complete or up-to-date and it should not be relied upon as such. We accept no obligation to correct or update the information or opinions in it. NBSPL or any of its affiliates or employees shall not be in any way responsible for any loss or damage that may arise to any person from any inadvertent error in the information contained in the research report. NBSPL or any of its affiliates or employees do not provide, at any time, any express or implied warranty of any kind, regarding any matter pertaining to this report, including without limitation the implied warranties of merchantability, fitness for a particular purpose, and non-infringement. The recipients of the research report should rely on their own investigations.

This information is subject to change without any prior notice. NBSPL reserves its absolute discretion and right to make or refrain from making modifications and alterations to this statement from time to time. Nevertheless, NBSPL is committed to providing independent and transparent recommendations to its clients, and would be happy to provide information in response to specific client queries.

Before making an investment decision on the basis of research report, the reader needs to consider, with or without the assistance of an adviser, whether the advice is appropriate in light of their particular investment needs, objectives and financial circumstances. There are risks involved in securities trading. The price of securities can and does fluctuate, and an individual security may even become valueless. International investors are reminded of the additional risks inherent in international investments, such as currency fluctuations and international stock market or economic conditions, which may adversely affect the value of the investment. Opinions expressed are subject to change without any notice. Neither the company nor the director or the employees of NBSPL accept any liability whatsoever for any direct, indirect, consequential or other loss arising from any use of the research report and/or further communication in relation to the research report. Here it may be noted that neither NBSPL, nor its directors, employees, agents or representatives shall be liable for any damages whether direct or indirect, incidental, special or consequential including lost revenue or lost profit that may arise from or in connection with the use of the information contained in the research report.

Copyright of this document vests exclusively with NBSPL.

Our reports are also available on our website

Registration granted by SEBI and certification from NISM in no way guarantee performance of NBSPL or provide any assurance of returns to investors.

**Nirmal Bang Research (Division of Nirmal Bang Securities Pvt. Ltd.)**

B-2, 301/302, Marathon Innova,  
Opp. Peninsula Corporate Park  
Off. Ganpatrao Kadam Marg  
Lower Parel(W), Mumbai-400013  
Board No. : 91 22 6723 8000/8001  
Fax. : 022 6723 8010